

KAREN A. COFFMAN JACKSON COUNTY TREASURER

**JUNE
2017**



PORTFOLIO SIZE

Current Portfolio

Certificate of Deposits (CD)	4,500,000.00
Money Market Accounts	28,574,071.79
Treasuries & Agencies	26,314,000.00
	\$59,388,071.79

CURRENT HAPPENINGS

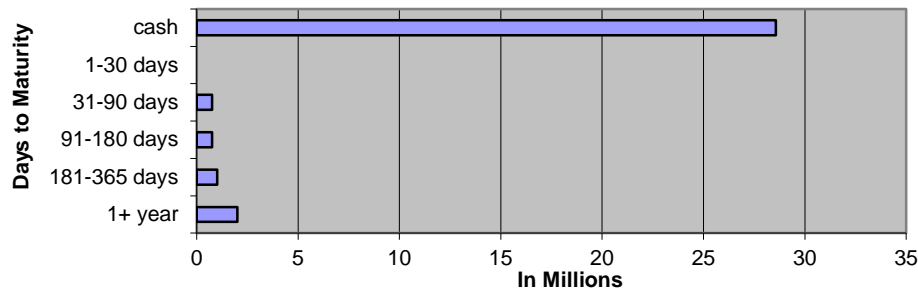
2017 Revenue Year to Date*

All Delinquent Taxes	1,994,314
Dog Licenses	51,865
Passports	6,695

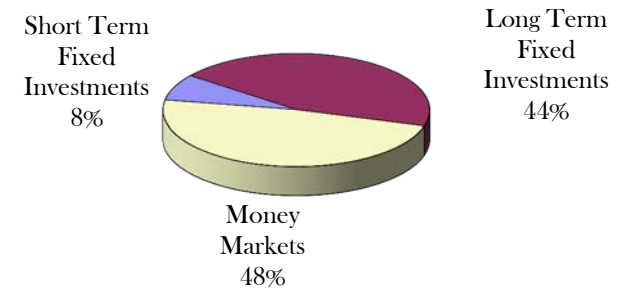
*General Ledger Information/Cash basis

DIVERSIFICATION

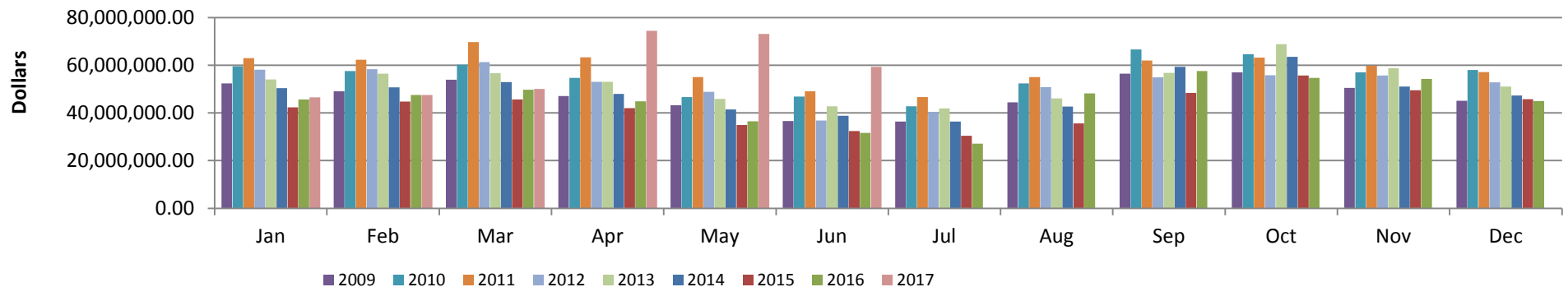
Diversification by Maturity Date



Diversification by Investment Type



Historical Comparison by Month



June 2017 General Account Investments

CUSIP	Issuer	Par Value	Current Rate	Maturity Date
Certificates of Deposit				
117318130	Flagstar Bank	\$ 250,000.00	0.900%	8/29/2017
9497482H9	Wells Fargo	\$ 500,000.00	1.000%	9/25/2017
894333EX7	Traverse City State Bank	\$ 250,000.00	1.300%	10/24/2017
872278QS8	TCF	\$ 500,000.00	1.050%	11/20/2017
48124JSZ2	JP Morgan Chase	\$ 250,000.00	1.125%	2/20/2018
24000824	Ann Arbor State Bank	\$ 500,000.00	1.500%	3/3/2018
464209CB9	Isabella Bank	\$ 250,000.00	1.200%	6/18/2018
38644AAU3	Grand River Bank	\$ 250,000.00	1.000%	7/6/2018
24000316	Ann Arbor State Bank	\$ 250,000.00	1.150%	9/16/2018
48124JWV6	JP Morgan Chase	\$ 250,000.00	1.250%	9/28/2018
9497483N5	Wells Fargo	\$ 250,000.00	1.200%	2/26/2019
33646CFM1	1st Source Bank	\$ 250,000.00	1.700%	8/28/2019
060704BA0	Bank Birmingham	\$ 250,000.00	1.500%	2/13/2020
32110YER2	First National Bank of America	\$ 250,000.00	1.500%	3/16/2020
201282GJ3	Alma Bank	\$ 250,000.00	1.500%	4/13/2020
	Subtotal	\$ 4,500,000.00		
Cash/Money Markets				
	Comerica Bank	\$ 17,248,718.41		
	Michigan CLASS	\$ 3,014,855.52		
	Huntington Bank	\$ 3,279,896.35		
	County National Bank	\$ 1,002,401.66		
	Chemical Bank	\$ 3,018,716.04		
	The PrivateBank	\$ 1,009,483.81		
	Subtotal	\$ 28,574,071.79		
Treasuries / U.S. Agencies				
59447PCN9	Michigan Finance Authority Muni Bond	\$ 750,000.00	1.900%	9/1/2018
594698PB2	Michigan Strategic Fund	\$ 1,565,000.00	1.641%	4/15/2019
3137EADM8	Federal Home Loan Mortgage Corp	\$ 500,000.00	1.250%	10/2/2019
3130A9PB1	Federal Home Loan Bank	\$ 1,999,000.00	1.200%	10/25/2019
3133EFKY2	Federal Farm Credit Bank	\$ 2,000,000.00	1.360%	10/28/2019
150609HD0	Cedar Springs Mich Public School Muni	\$ 500,000.00	1.785%	5/1/2020
3133EGVK8	Federal Farm Credit Bank	\$ 2,000,000.00	1.350%	9/21/2020
3133EGLG8	Federal Farm Credit Bank	\$ 2,000,000.00	1.370%	10/13/2020
3133EGLU7	Federal Farm Credit Bank	\$ 2,000,000.00	1.480%	7/14/2021
3134GAEE0	Federal Home Loan Bank	\$ 2,000,000.00	1.500%	3/30/2021
3133EGMT9	Federal Farm Credit Bank	\$ 2,000,000.00	1.690%	7/19/2022
3130A6S57	Federal Home Loan Bank	\$ 2,000,000.00	2.375%	11/23/2022
3134G92T3	Federal Home Loan Mortgage Corp	\$ 1,000,000.00	1.500%	8/8/2023
3133EGTV7	Federal Farm Credit Bank	\$ 3,000,000.00	1.820%	9/12/2023
3133EGUU7	Federal Farm Credit Bank	\$ 3,000,000.00	1.850%	9/20/2023
	Subtotal	\$ 26,314,000.00		
	Total	\$ 59,388,071.79		

JUNE 2017 Monthly Pooled Interest

Account Name	Org. Key	Object Code	No. Days	Beginning Balance	Ending Balance	Average Balance	Average Interest	Monthly Interest	GL Entry CR
Public Improvement	245000	000020	30	1,348,604.01	1,112,447.12	1,230,525.57	0.802%	\$811.14	245100-664000
Jail Millage	280000	000020	30	343,281.98	476,402.40	409,842.19	0.802%	\$270.16	280100-664000
DOA Millage	281000	000020	30	821,905.80	890,960.02	856,432.91	0.802%	\$564.54	281100-664000
Medical Care MOE	297100	000020	30	2,792,515.01	2,862,531.19	2,827,523.10	0.802%	\$1,863.84	297100-664000
Delinquent Real	616000	000020	30	5,675,938.52	3,931,343.13	4,803,640.83	0.802%	\$3,166.45	616100-664000
Delinquent Personal	618000	000020	30	239,601.88	212,956.92	226,279.40	0.802%	\$149.16	618100-664000
Worker's Comp	677000	000020	30	207,194.68	215,456.44	211,325.56	0.802%	\$139.30	677100-664000
Self Insurance Health	688000	000020	30	1,355,316.54	807,603.87	1,081,460.21	0.802%	\$712.87	688100-664000
Escheats	702000	000020	30	121,935.16	105,761.45	113,848.31	0.802%	\$75.05	702000-268010
				12,906,293.58	10,615,462.54			7,752.51	
ROD Automation Fund	256000	000020	30	388,775.15	400,285.92	394,530.54	0.802%	\$260.07	256100-664000
Road Commission	201000	000020	30	-1,862,676.42	-2,811,069.74	-2,336,873.08	0.802%	\$0.00	201100-664000
Joint Narcotics Forfeiture	267000	000020	30	562,484.93	597,873.24	580,179.09	0.802%	\$382.44	267100-664000
Village of Springport	365910	000020	30	668.89	669.16	669.03	0.802%	\$0.44	365910-664000
Spring Arbor Water	365911	000020	30	588.20	588.43	588.32	0.802%	\$0.39	365911-664000
Clark Lake	365913	000020	30	106.17	106.21	106.19	0.802%	\$0.07	365913-664000
Village of Brooklyn	365914	000020	30	161.55	161.61	161.58	0.802%	\$0.11	365914-664000
Lake Columbia	365185	000020	30	935,591.91	2,822.05	469,206.98	0.802%	\$309.29	365185-664000
Southern Regional Intercept.	365916	000020	30	12,265.02	133,269.91	72,767.47	0.802%	\$47.97	365916-664000
Wolf Lake	365220	000020	30	31,178.60	1,088.05	16,133.33	0.802%	\$10.63	365220-664000
Napoleon	365918	000020	30	548.20	548.42	548.31	0.802%	\$0.36	365918-664000
Parma Village LDFA	365920	000020	30	19,035.75	2,961.74	10,998.75	0.802%	\$7.25	365920-664000
Grass Lake Section 2002B	365924	000020	30	64,826.28	3,303.52	34,064.90	0.802%	\$22.45	365924-664000
Round/Farwell	365925	000020	30	513,355.81	9,360.32	261,358.07	0.802%	\$172.28	365925-664000
Vineyard Lake	365250	000020	30	712,409.74	665.42	356,537.58	0.802%	\$235.02	365250-664000
Rives Sanitary Sewer	365926	000020	30	41,529.85	218.65	20,874.25	0.802%	\$13.76	365926-664000
Village of Springport	365929	000020	30	243.32	243.42	243.37	0.802%	\$0.16	365929-664000
Lifeways 2015B series	365917	000020	30	19,029.24	19,036.83	19,033.04	0.802%	\$12.55	365917-664000
Airport Runway	365906	000020	30	488,073.29	107,451.57	297,762.43	0.802%	\$196.28	365906-664000
Road Dept Road Projects	365933	000020	30	803,185.12	803,505.51	803,345.32	0.802%	\$529.55	365933-664000
Sheriff Radio	365934	000020	30	0.00	347,110.42	173,555.21	0.802%	\$114.40	365934-664000
Building Authority Debt MCF	369472	000020	30	1,028,857.52	65,753.94	547,305.73	0.802%	\$360.77	369472-664000
JCDOT Bond (August 2016)	403276	000020	30	8,511,816.90	8,515,434.41	8,513,625.66	0.802%	\$5,612.00	403276-664000
Road Dept Road Projects	404276	000020	30	29,913,268.78	29,925,202.30	29,919,235.54	0.802%	\$19,722.10	404276-664000
RRF - CASH	515000	000020	30	419,054.76	390,774.79	404,914.78	0.802%	\$266.91	
RRF-Bond Debt	515000	175010	30			0.00	0.802%	\$0.00	\$431.70
RRF- City Perpetual	515000	175030	30	250,000.00	250,000.00	250,000.00	0.802%	\$164.79	515530-664000
Fair	561000	000020	30	340,837.07	373,709.43	357,273.25	0.802%	\$235.51	561100-664000
Preston Endowment	718000	000020	30	101,647.76	101,688.30	101,668.03	0.802%	\$67.02	\$67.02
Preston RESTRICTED	718001	000020	30	0.00	0.00	0.00	0.802%	\$0.00	718100-664000
Drain	801000	000020	30	1,232,300.31	1,221,892.21	1,227,096.26	0.802%	\$808.87	801100-664000
Drain	802000	000020	30	77,469.12	73,494.35	75,481.74	0.802%	\$49.76	802100-664000
Lake Level	841000	000020	30	48,273.96	48,293.21	48,283.59	0.802%	\$31.83	841100-664000
Lake Level	842000	000020	30	8,040.81	8,044.14	8,042.48	0.802%	\$5.30	842100-664000
Spring Arbor Water	851911	000020	30	3,339.20	3,340.53	3,339.87	0.802%	\$2.20	851911-664000
Southern Regional Intercept.	851916	000020	30	1,354.54	1,355.08	1,354.81	0.802%	\$0.89	851916-664000
Parma Village Wastewater	851922	000020	30	0.02	0.02	0.02	0.802%	\$0.00	851922-664000
Round/Farwell	851925	000020	30	135.53	135.58	135.56	0.802%	\$0.09	851925-664000
Vineyard Lake	851250	000020	30	407.05	407.21	407.13	0.802%	\$0.27	851250-664000
Rives Sanitary Sewer	851926	000020	30	62.64	62.66	62.65	0.802%	\$0.04	851926-664000
Total Paid				44,668,246.57	40,599,788.82			\$29,643.82	
June 2017				\$ 57,574,540.15	\$ 51,215,251.36	\$ 54,394,895.76		\$37,396.33	Total Int Paid 6/25/2017 9:27 AM

JUNE 2017 Monthly Pooled Unallocated Interest

Account Name	FUND	Beginning Balance	Ending Balance
Parks	208	123,645	-16,042
Friend of Court	215	1,203,973	1,126,133
Golf Courses	218	-8,161	-9,408
Health department	221	1,566,950	1,314,504
Runway Project	246	-259,096	-306,267
Falling Waters	247	231,782	50,675
Sparks Park	248	-365,586	-242,523
Budget Stabilization	257	0	0
Concealed Pistol Licensing	263	109,502	114,455
PA Drug Enforcement	264	98,650	97,439
Sheriff Drug Enforcement	265	-2,571	-2,380
Omnibus Forfeiture	266	981	981
Law Library	269	6,128	12,628
CDB Grant	278	149,326	123,121
Justice Training	285	-39,754	-21,815
FIA	290	67,032	67,032
Medical care facility	291	2,803,235	2,702,002
Child Care	292	598,642	281,275
Vetran's Trust	294	7,480	7,480
Airport	295	47,119	16,702
Equipment Fund	402	1,103,206	973,740
Sheriff Equipment	466	-453,712	-448,407
Building Authority Construction	469	0	0
Delinquent Tax Administration	617	629,312	638,765
Land bank	620	384,743	382,098
Landscape Planning	649	23,662	23,662
DOA Endowment	717	53,831	54,621
Library Fines	721	48,915	51,165
Retirement	731	1,513,255	1,435,030
Circuit Court Trust	762	312,026	313,845
		9,954,515	8,740,511

**JULY
2017**

**2017 Forfeitures
Beginning 2,190**

1,523 – 70 %

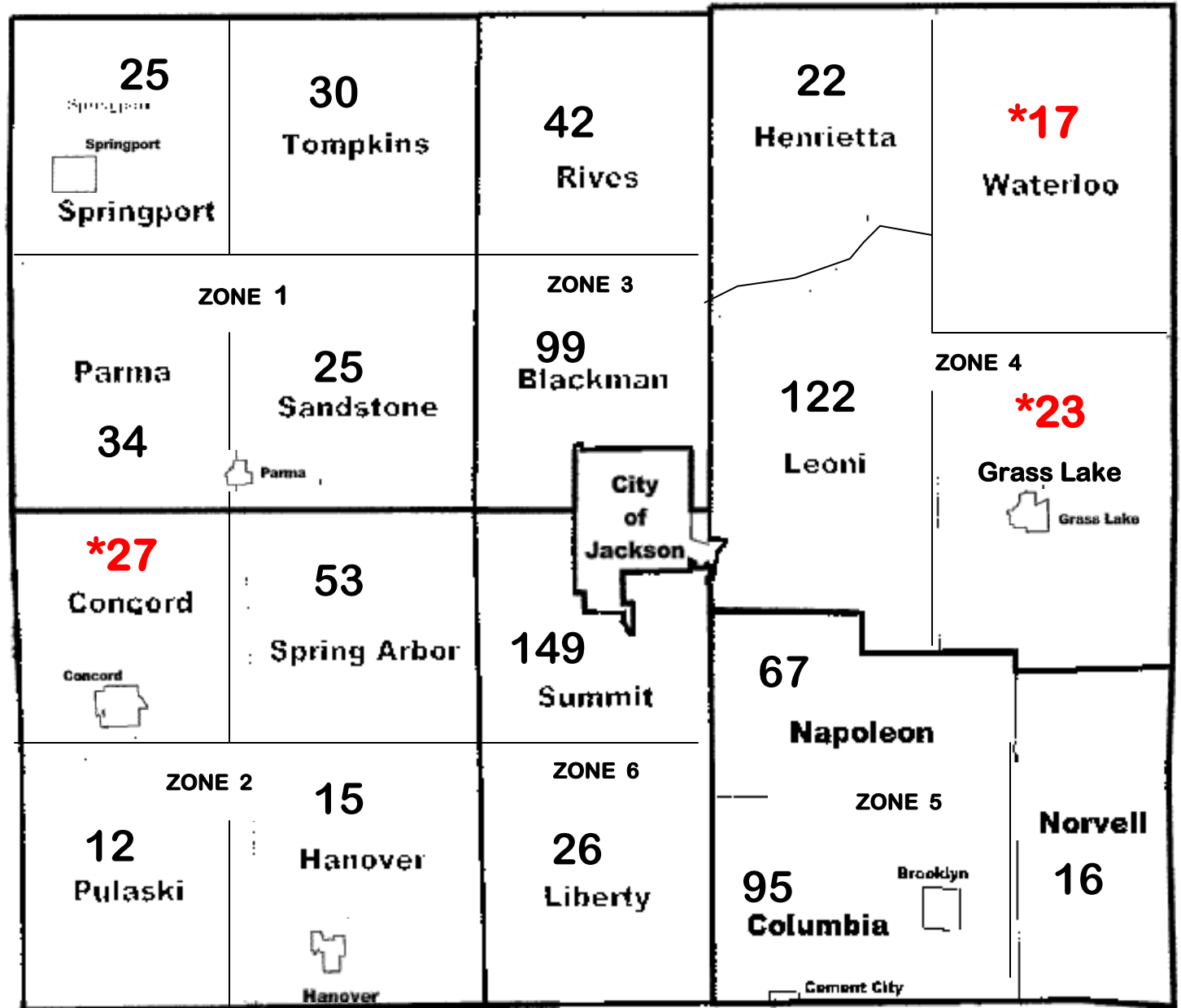
July 2016 - 1639

CITY

1- 36
2- 62
3- 93
4- 114
5- 125
6- 59
7- 52
8- 83

Total 624

03-01-16 2,391
03-01-15 2,295



4th TS -
375

Jan -
402

Lu -
397

Mary -
349

